

LAMP FACTORY LONDON

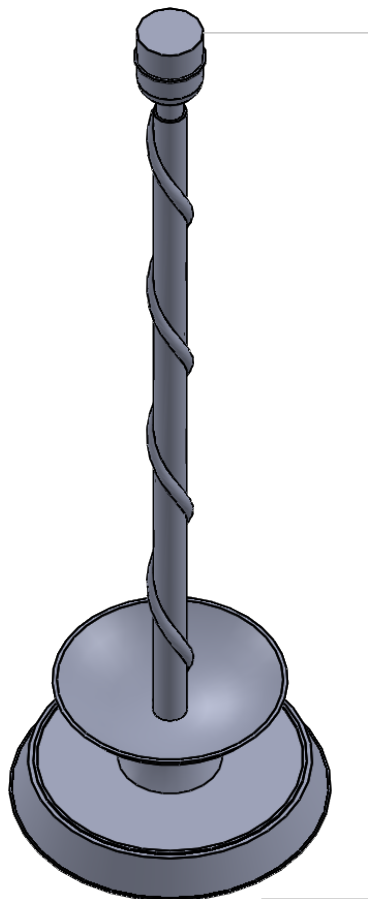
All dimensions MM

Lamp type: UK B22, EU E27, US E26


Finishes: Antique nickle or painted

Weight: TO BE CONFIRMED

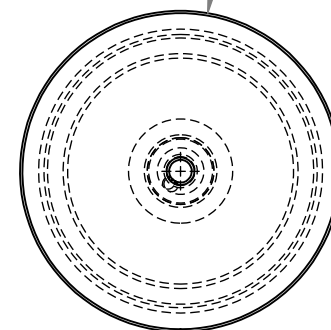
Lead time: 6-8 weeks



330mm



- $\varnothing 160\text{mm}$



Base View

PROPRIETARY AND CONFIDENTIAL

THE INFORMATION CONTAINED IN THIS
DRAWING IS THE SOLE PROPERTY OF
<INSERT COMPANY NAME HERE>. ANY
REPRODUCTION IN PART OR AS A WHOLE
WITHOUT THE WRITTEN PERMISSION OF
<INSERT COMPANY NAME HERE> IS
PROHIBITED.

| | | | | | | | | |
|-------------|---------|--|-----------|------|------|--|--|--|
| | | UNLESS OTHERWISE SPECIFIED: | | NAME | DATE | TITLE: The Divine Table Lamp | | |
| | | DIMENSIONS ARE IN INCHES TOLERANCES: FRACTIONAL ± ANGULAR: MACH ± BEND ± TWO PLACE DECIMAL ± THREE PLACE DECIMAL ± | DRAWN | SS | | | | |
| | | | CHECKED | | | | | |
| | | | ENG APPR. | | | | | |
| | | | MFG APPR. | | | | | |
| | | INTERPRET GEOMETRIC TOLERANCING PER: | Q.A. | | | SIZE DWG. NO. REV A DivineTL | | |
| | | MATERIAL | COMMENTS: | | | | | |
| | | FINISH | | | | | | |
| NEXT ASSY | USED ON | | | | | SCALE: 1:10 WEIGHT: SHEET 1 OF 1 | | |
| APPLICATION | | DO NOT SCALE DRAWING | | | | | | |

| |
|------------------------------|
| TITLE: The Divine Table Lamp |
|------------------------------|

| | | |
|------------------|----------------------|-----|
| SIZE A | DWG. NO. DivineTL | REV |
|------------------|----------------------|-----|

| | | |
|-------------|---------|--------------|
| SCALE: 1:10 | WEIGHT: | SHEET 1 OF 1 |
|-------------|---------|--------------|