

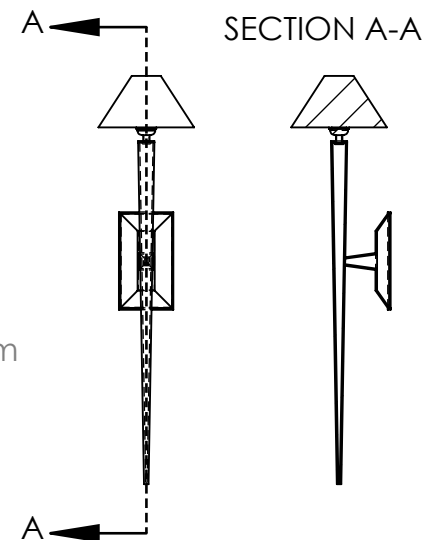
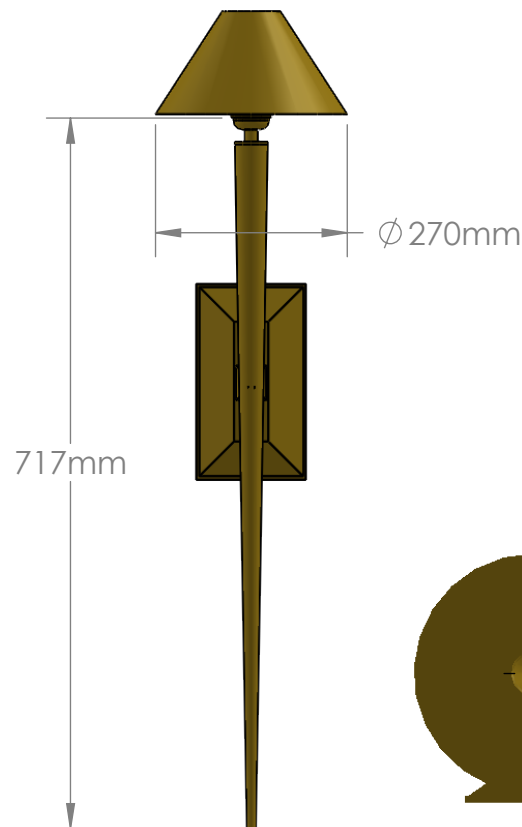
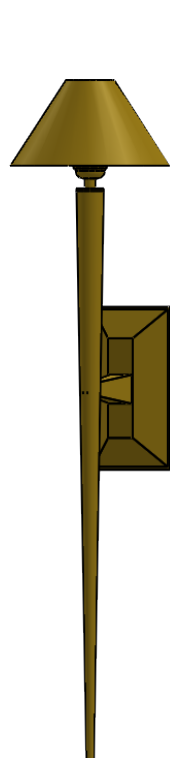
2

1

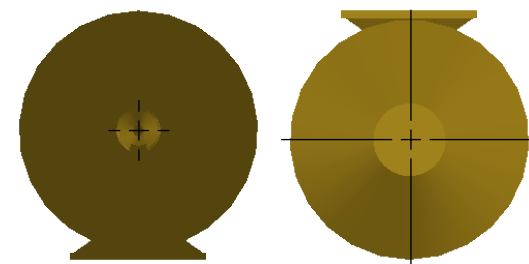
# LAMP FACTORY LONDON

All dimensions MM  
 Lamp type: B22 UK, E27 EU, E26 US  
 Finishes: All finishes available  
 Shade options: metal or cloth  
 Weight: TO BE CONFIRMED  
 Lead time: 6-8 weeks

B



B



A

A

## PROPRIETARY AND CONFIDENTIAL

THE INFORMATION CONTAINED IN THIS DRAWING IS THE SOLE PROPERTY OF <INSERT COMPANY NAME HERE>. ANY REPRODUCTION IN PART OR AS A WHOLE WITHOUT THE WRITTEN PERMISSION OF <INSERT COMPANY NAME HERE> IS PROHIBITED.

		UNLESS OTHERWISE SPECIFIED:		NAME	DATE	TITLE: The napier wall light		
		DIMENSIONS ARE IN INCHES	DRAWN	SS				
		TOLERANCES:	CHECKED					
		FRACTIONAL ±	ENG APPR.					
		ANGULAR: MACH ±    BEND ±	MFG APPR.					
		TWO PLACE DECIMAL    ±				SIZE    DWG. NO.    REV <b>A</b> Napier WL		
		THREE PLACE DECIMAL    ±	Q.A.					
		INTERPRET GEOMETRIC TOLERANCING PER:	COMMENTS:			SCALE: 1:5    WEIGHT:    SHEET 1 OF 1		
		MATERIAL    Bespoke						
		FINISH    Bespoke						
NEXT ASSY	USED ON	APPLICATION	DO NOT SCALE DRAWING					

2

1