


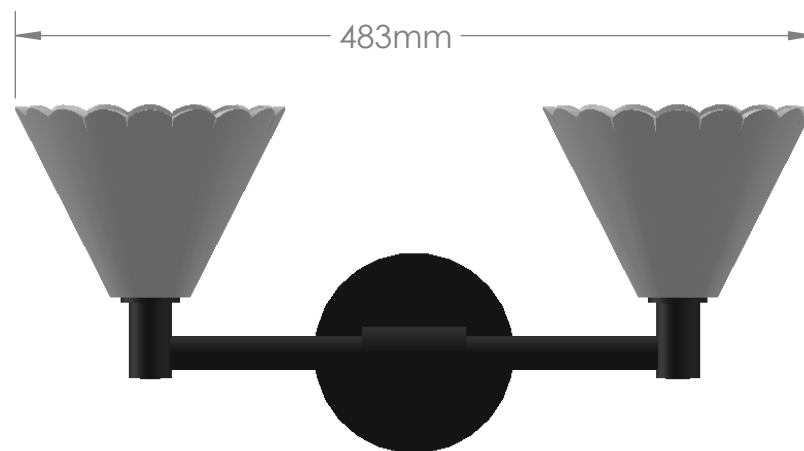
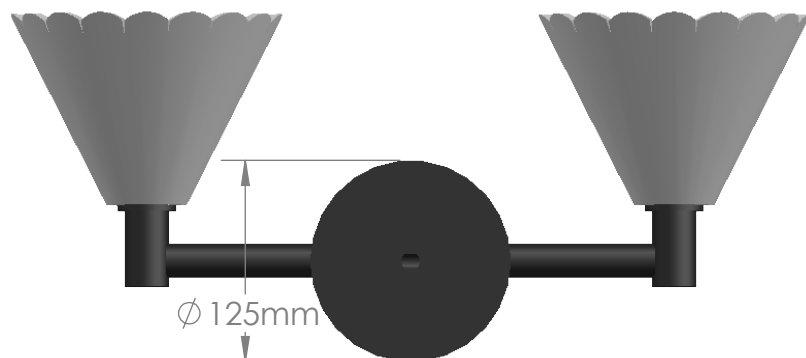
2

1

All dimensions MM  
 Lamp type: E14 UK EU, E12 US  
 Weight: 5KG  
 Finishes: All finishes available  
 Lead time: 6-8 weeks

B

B



# PROPRIETARY AND CONFIDENTIAL

THE INFORMATION CONTAINED IN THIS DRAWING IS THE SOLE PROPERTY OF <INSERT COMPANY NAME HERE>. ANY REPRODUCTION IN PART OR AS A WHOLE WITHOUT THE WRITTEN PERMISSION OF <INSERT COMPANY NAME HERE> IS PROHIBITED.

		UNLESS OTHERWISE SPECIFIED:		NAME	DATE	TITLE: Alabaster petal wall light dbl		
		DIMENSIONS ARE IN INCHES	DRAWN	SS				
		TOLERANCES:	CHECKED					
		FRACTIONAL ±	ENG APPR.					
		ANGULAR: MACH ±    BEND ±	MFG APPR.					
		TWO PLACE DECIMAL    ±				SIZE    DWG. NO.    REV <b>A    ADPWL</b>		
		THREE PLACE DECIMAL    ±						
		INTERPRET GEOMETRIC TOLERANCING PER:	Q.A.					
		MATERIAL	COMMENTS:					
		FINISH						
NEXT ASSY	USED ON							
APPLICATION		DO NOT SCALE DRAWING				SCALE: 1:5    WEIGHT:    SHEET 1 OF 1		

A

2

1