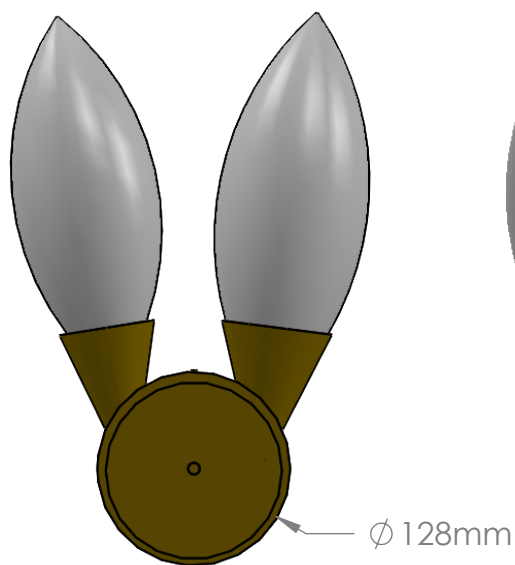
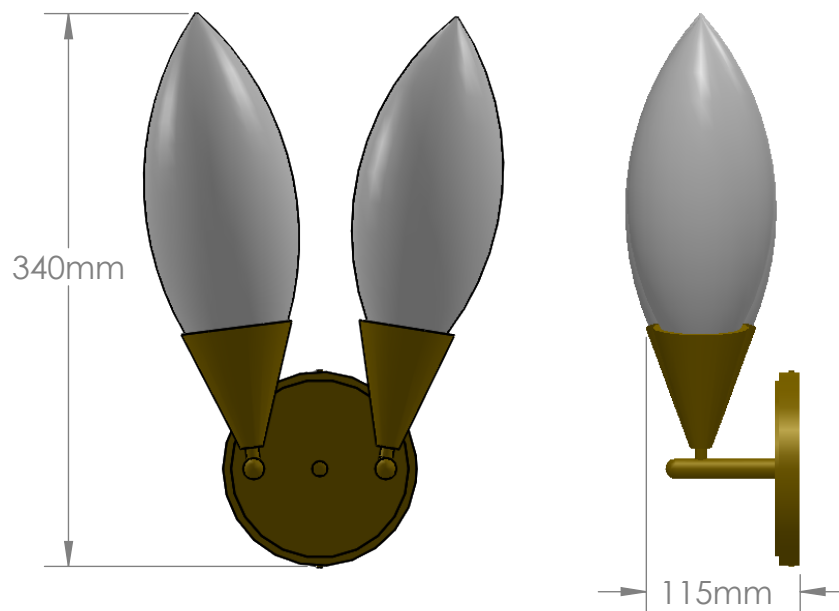
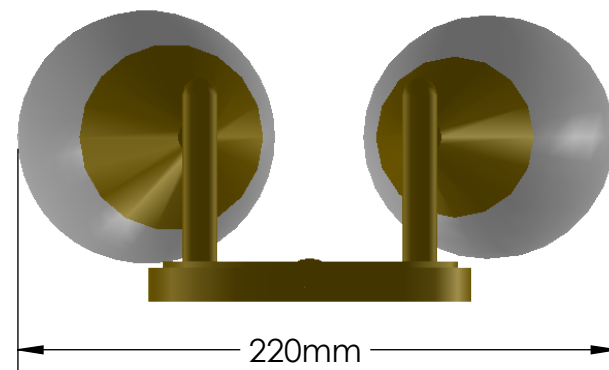


All dimensions MM
 Lamp type: 2x E14 UK EU, E12 US
 Finishes: All finishes available
 Shade: Opal
 Lead time: 6-8 weeks



PROPRIETARY AND CONFIDENTIAL
 THE INFORMATION CONTAINED IN THIS DRAWING IS THE SOLE PROPERTY OF <INSERT COMPANY NAME HERE>. ANY REPRODUCTION IN PART OR AS A WHOLE WITHOUT THE WRITTEN PERMISSION OF <INSERT COMPANY NAME HERE> IS PROHIBITED.

| | | | | | | | | |
|-------------|---------|--------------------------------------|-----------|------|------|-------------------------------------|--|--|
| | | UNLESS OTHERWISE SPECIFIED: | | NAME | DATE | TITLE: Skittle Wall Light | | |
| | | DIMENSIONS ARE IN INCHES | DRAWN | | | | | |
| | | TOLERANCES: | CHECKED | | | | | |
| | | FRACTIONAL ± | ENG APPR. | | | | | |
| | | ANGULAR: MACH ± BEND ± | MFG APPR. | | | | | |
| | | TWO PLACE DECIMAL ± | | | | SIZE DWG. NO. REV | | |
| | | THREE PLACE DECIMAL ± | | | | | | |
| | | INTERPRET GEOMETRIC TOLERANCING PER: | Q.A. | | | A SKTWL | | |
| | | MATERIAL | COMMENTS: | | | | | |
| NEXT ASSY | USED ON | FINISH | | | | SCALE: 1:10 WEIGHT: SHEET 1 OF 1 | | |
| APPLICATION | | DO NOT SCALE DRAWING | | | | | | |